

How to Make Science Materials? = Physics =

-By Using Local Materials-

Making Materials PHYSICS

1) Hydrometer



[Materials]

- Straw
- PET bottle
- Sand or Wire (Weight)

[Making]

1) Heat and push and close one side of straw.



2) Put a sand or wire into the two small straws.



3) Heat the other side of two small straws. And fix it to long straw.



4) Make a hole on the PET bottle cap and insert it.



5) Set it in some solution. And compare the sink or float



[Tips]

*compare like below solution

Water, salt water, oil

8) Air Pressure



[Materials]

- Can
- Alcohol Lamp
- Cardboard
- Pail

[Making]

1) Wrap a can with cardboard and fix it.



3) Set like below and put in some water.



4) After heating. Upside down and put in the water.



Crushed!

8) Water Pressure



[Materials]

- Pet bottle
- Balloon
- Tube

[Making]

1) Cut a balloon. And cover it on upper side of PETbottle



2) Make a hole on the cap and insert a tube



3) Sink it in the water



To yield

8) Clip Motor



[Materials]

- Litz wire
- * Instead of enameled wire
- * From broken power strip
- Paper Clip
- Card board
- Battery *Single cell
- Copper Wire

[Making]

1) Get Litz wires from broken power strip



2) Make some circles and fixed it like below



3) Take off the surface by knife

*one side: Only upper side
The other side : all the surface




4) Bend two paper clips ,set it on the card board and put on the magnet.



5) Connect it to dry cell by copper wires.



8) Electrostatics-1



[Materials]

- Straw
- Tooth pick
- Toilet Paper

[Making]

1) Rub the two straws by toilet paper.




Many times



2) Insert tooth pick into the small straw.



3) Set it on the other straw and bring charged straw,



Repel

8) Electrostatics-2

[Materials]

- PE tape
- Plastic rod
- Toilet Paper

[Making]

1) Cut PE tape , tie the one side and split it many times.



2) Rub it many times by toilet paper.




3) Rub plastic rod by toilet paper



4) Fall the rubbed PE tape on the rubbed rod.

* It will repel and flow.

8) Hovercraft



[Materials]

- Balloon
- CD
- PET bottle
- Scotch tape

[Making]

1) Make a hole on the PET bottle cap

2) Insert it in the ballon

3) Cut the PET bottle upper side and attach it on the CD.



4) Take in your breath, and set on the CD.



5) It will be move like a hovercraft. *No friction.